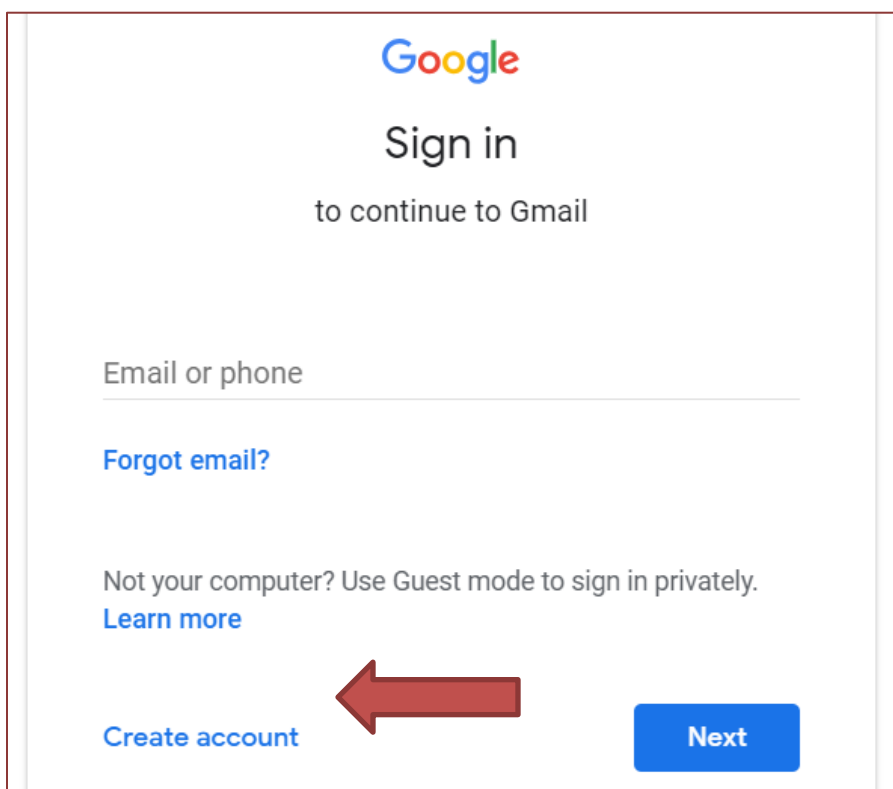


## HOW TO CREATE A GMAIL ACCOUNT

In order to share your experience on Google, you will need a Gmail Account.  
Here's how to set-up your account:

- Go to [www.Gmail.com](http://www.Gmail.com) and click "Create account."




Google

Sign in  
to continue to Gmail


Email or phone

[Forgot email?](#)

Not your computer? Use Guest mode to sign in privately.  
[Learn more](#)

[Create account](#)  [Next](#)

- Enter necessary information on page 1 and click “Next:”




## Create your Google Account

to continue to Gmail

First name  Last name


Username  @gmail.com

You can use letters, numbers & periods

Password  Confirm  


Use 8 or more characters with a mix of letters, numbers & symbols

[Sign in instead](#)



One account. All of Google working for you.

- Enter necessary information on page 2 and click “Next:”

 Phone number (optional)

We'll use your number for account security. It won't be visible to others.

Recovery email address (optional)

We'll use it to keep your account secure


Month Day Year

Your birthday

Gender

Why we ask for [this information](#)

[Back](#) [Next](#)



Your personal info is private & safe

- Once logged in, go back to the first set of instructions at [www.MartinLutherCampus.com/review](http://www.MartinLutherCampus.com/review) for how to enter your review. Thank you so much for sharing your experience!

**Need assistance?** Feel free to contact Kate Blessing at 952-948-5181 any time.